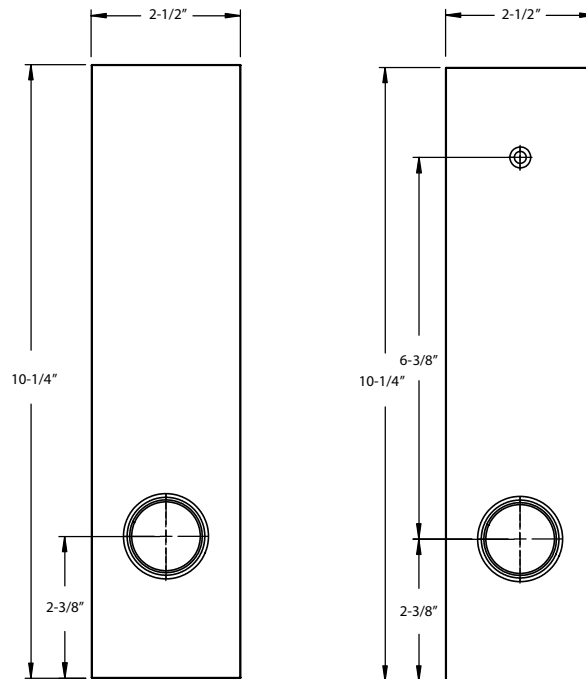


Modern Rectangular Single Point
Part# 5302/5352



Outside Trim Inside Trim



Door Thickness Specifications

Standard Door Thickness: 1 1/4" - 2"

Standard Components:

- Inside Passage Half Spindle
- 1" Wood Screws
- Threaded Tubes & Machine Screws
Supplied upon request for Hollow-Core Doors
- Full-Lip Strike Plate

Extended Door Thickness: 1 3/4" - 2 1/4"

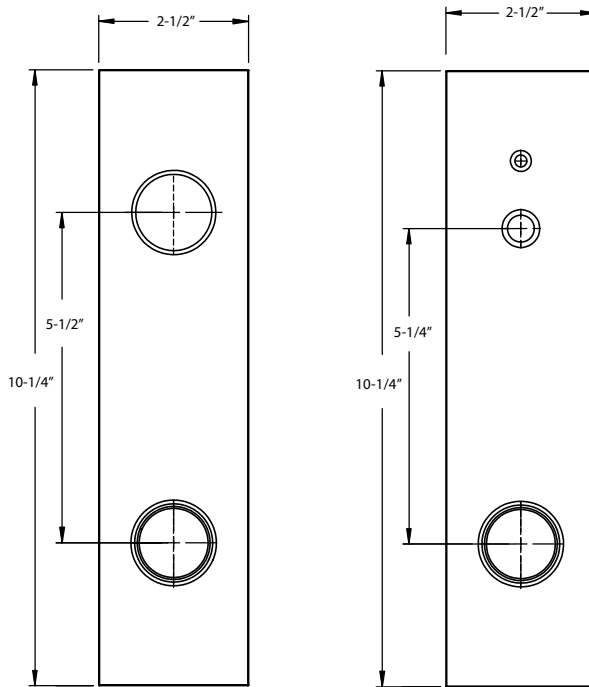
Extended Components:

- Long Inside Passage Half Spindle
- 1" Wood Screws
- Threaded Tubes & Machine Screws
Supplied upon request for Hollow-Core Doors
- 2 1/2" Deadbolt Mounting Screws
- Extended Full-Lip Strike Plate

Modern Rectangular Two Point Single Cylinder
Part# 5312



Outside Trim Inside Trim



Door Thickness Specifications

Standard Door Thickness: 1 ¼" - 1 ¾"

Standard Components:

- Single Cylinder Tailpiece
- Inside Passage Half Spindle
- 1" Wood Screws
- Threaded Tubes & Machine Screws
- Supplied upon request for Hollow-Core Doors*
- 2 ¼" Deadbolt Mounting Screws
- Full-Lip Strike Plate
- Deadbolt Strike Plate

Extended Door Thickness: 1 ¾" - 2 ¼"

Extended Components:

- Long Single Cylinder Tailpiece
- Long Inside Passage Half Spindle
- 1" Wood Screws
- Threaded Tubes & Machine Screws
- Supplied upon request for Hollow-Core Doors*
- 2 1/2" Deadbolt Mounting Screws
- Extended Full-Lip Strike Plate
- Deadbolt Strike Plate

Extended Door Thickness: 2 ¼" - 2 ¾"

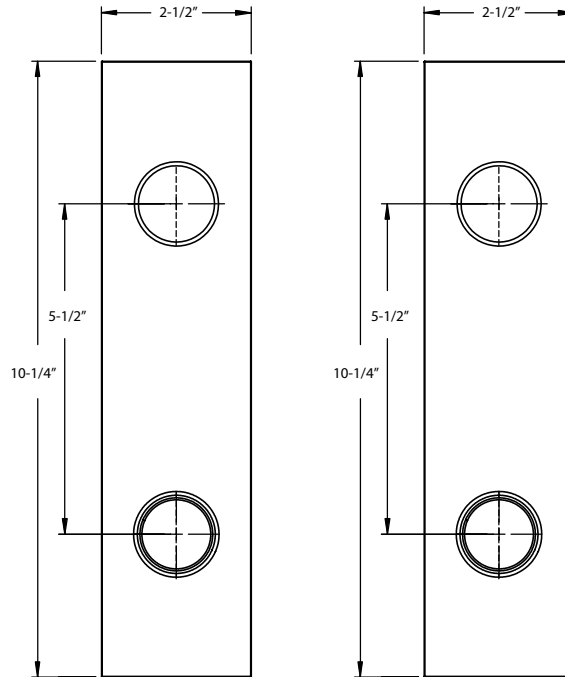
Extended Components:

- Extra Long Single Cylinder Tailpiece
- Extra Long Inside Passage Half Spindle
- 1" Wood Screws
- Threaded Tubes & Machine Screws
- Supplied upon request for Hollow-Core Doors*
- 3" & 3 ½" Deadbolt Mounting Screws
- Extended Full-Lip Strike Plate
- Deadbolt Strike Plate

Modern Rectangular Two Point Double Cylinder
Part #5322



Outside Trim Inside Trim



Door Thickness Specifications

Standard Door Thickness: 1 5/8" - 1 3/4"

Standard Components:

- Double Cylinder Tailpiece
- Inside Passage Half Spindle
- 1" Wood Screws
- Threaded Tubes & Machine Screws
- Supplied upon request for Hollow-Core Doors*
- 3" Deadbolt Mounting Screws
- Full-Lip Strike Plate
- Deadbolt Strike Plate

Extended Door Thickness: 1 3/4" - 2 1/2"

Extended Components:

- Long Double Cylinder Tailpiece
- Long Inside Passage Half Spindle
- 1" Wood Screws
- Threaded Tubes & Machine Screws
- Supplied upon request for Hollow-Core Doors*
- 3 1/2" Deadbolt Mounting Screws
- Extended Full-Lip Strike Plate
- Deadbolt Strike Plate