

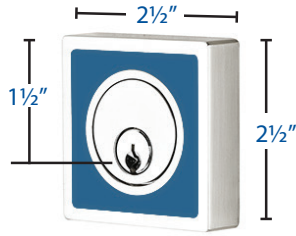



Deadbolt Plate Thickness: 5/8"



Color Insert Options



Additional Dimensions:

- Exterior Projection:
- Interior Projection Depends on Handle Style
- Overall Grip thickness:
- Clearance between door & grip:
- Plates thickness:

Same Dimensions for Dummy Function

Tubular Entryset Sectional, Single Cylinder

• Standard Door Thickness: 1-3/4"- 2-1/8"

Standard Components:

- 1-1/2" Rosette Screws
- Single Cylinder Tailpiece
- Outside Entry Spindle
- Inside Passage Half Spindle
- 2-1/4" Deadbolt Mounting Screws
- Full-Lip Strike Plate
- Deadbolt Strike Plate

• **Extended** Door Thickness: 2-1/4"- 2-5/8"

Extended Components:

- 2" Rosette Screws
- Long Single Cylinder Tailpiece
- Long Outside Entry Spindle
- Long Inside Passage Half Spindle
- 3" Deadbolt Mounting Screws
- Spindle Extensions
- Extended Full-Lip Strike Plate
- Deadbolt Strike Plate

• **Extended** Door Thickness: 2-5/8"- 3"

Extended Components:

- 2-1/2" Rosette Screws
- Extra Long Single Cylinder Tailpiece
- Long Outside Entry Spindle
- Extra Long Inside Passage Half Spindle
- 3-1/2" Deadbolt Mounting Screws
- Spindle Extensions
- Extended Full-Lip Strike Plate
- Deadbolt Strike Plate

Tubular Entryset Sectional, Double Cylinder

• Standard Door Thickness: 1-5/8"- 2-1/8"

Standard Components:

- 1-1/2" Rosette Screws
- Double Cylinder Tailpiece
- Outside Entry Spindle
- Inside Passage Half Spindle
- 2-1/4" & 2-1/2" Deadbolt Mounting Screws
- Full-Lip Strike Plate
- Deadbolt Strike Plate

• **Extended** Door Thickness: 2-1/4"- 2-5/8"

Extended Components:

- 2" Rosette Screws
- Long Double Cylinder Tailpiece
- Long Outside Entry Spindle
- Long Inside Passage Half Spindle
- 3" Deadbolt Mounting Screws
- Spindle Extensions
- Extended Full-Lip Strike Plate
- Deadbolt Strike Plate

• **Extended** Door Thickness: 2-5/8"- 2-7/8"

Extended Components:

- 2-1/2" Rosette Screws
- Extra Long Double Cylinder Tailpiece
- Long Outside Entry Spindle
- Extra Long Inside Passage Half Spindle
- 3-1/2" Deadbolt Mounting Screws
- Spindle Extensions
- Extended Full-Lip Strike Plate
- Deadbolt Strike Plate