
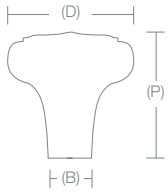

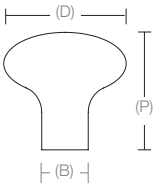


Sandcast Bronze Cabinet Knob & Pull Specifications


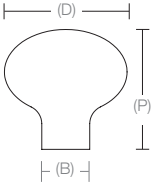
Sandcast Bronze Barn Knob

		Product Code Dimension(D) Projection(P) Base Diameter(B)
		86338 1" 1" 3/8"
		86339 1 1/4" 1 1/8" 4/9"
		86340 1 3/4" 1 1/2" 5/8"


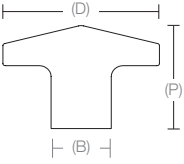
Sandcast Bronze Round Knob

		Product Code Dimension(D) Projection(P) Base Diameter(B)
		86057 1" 1" 1/2"
		86058 1 1/4" 1 1/4" 1/2"
		86117 1 3/4" 1 3/4" 5/8"


Sandcast Bronze Egg Knob

		Product Code Dimension(D) Projection(P) Base Diameter(B)
		86052 1" 1" 1/2"
		86053 1 1/4" 1 1/4" 1/2"
		86217 1 3/4" 1 5/8" 5/8"



Sandcast Bronze Square Knob

		Product Code Dimension(D) Projection(P) Base Diameter(B)
		86145 1 1/4" 1 1/4" 1/2"
		86146 1 5/8" 1 1/8" 5/8"

Sandcast Round Back Plate


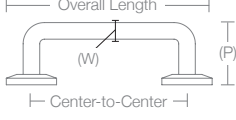
		Product Code Dimension(D) Thickness
		86341 1 1/4" 1/8"

Sandcast Square Back Plate



		Product Code Dimension(D) Thickness
		86342 1 1/4" 1/8"

Sandcast Bronze Cabinet Knob & Pull Specifications


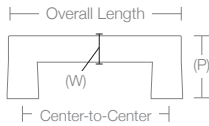
Sandcast Bronze Rod Pull

		Product Code	Overall Length	Dimension C-to-C	Projection(P)	Width(W)
		86054	4"	3"	1 1/4"	3/8"
		86055	4 1/2"	3 1/2"	1 1/4"	3/8"
		86056	5"	4"	1 1/4"	3/8"
		86253	7"	6"	1 1/4"	3/8"


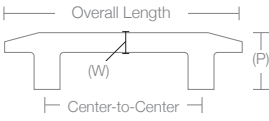
Sandcast Bronze Twig Pull

		Product Code	Overall Length	Dimension C-to-C	Projection(P)
		86061	4 1/2"	3"	1 1/4"
		86062	5 1/8"	3 1/2"	1 1/4"
		86063	5 1/4"	4"	1 1/4"
		86252	7 1/2"	6"	1 1/4"


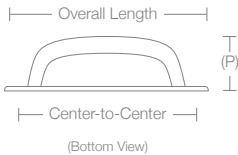
Sandcast Bronze Rail Pull

		Product Code	Overall Length	Dimension C-to-C	Projection(P)	Width(W)		
		86332	3 1/2"	3"	1 1/4"	3/8"		
		86333	4"	3 1/2"	1 1/4"	3/8"		
		86334	4 1/2"	4"	1 1/4"	3/8"		
		86335	6 1/2"	6"	1 3/8"	3/8"		
		86336	8 1/2"	8"	1 3/8"	3/8"		
		86337	10 1/2"	10"	1 3/8"	3/8"		
		<i>Also available in Appliance Pulls:</i>						
		86349	12 13/16"	12"	2"	9/16"		
		86350	18 13/16"	18"	2"	1/2"		


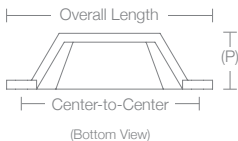
Sandcast Bronze Pyramid Pull

		Product Code	Overall Length	Dimension C-to-C	Projection(P)	Width(W)
		86328	4 1/2"	3"	1"	1"
		86329	5"	3 1/2"	1"	1"
		86330	5 1/2"	4"	1"	1"
		86331	7 1/2"	6"	1 1/8"	1 1/8"

Sandcast Bronze Ranch Bin Pull

		Product Code	Overall Length	Dimension C-to-C	Height	Projection(P)	Width(W)
		86326	3 5/8"	3"	1 5/8"	1"	1 1/2"
		86327	4 5/8"	4"	1 3/4"	1"	1 1/2"

Sandcast Bronze Bin Pull

		Product Code	Overall Length	Dimension C-to-C	Height	Projection(P)	Width(W)
		86051	3 1/2"	3"	1 1/2"	1"	1 1/2"
		86050	4 5/8"	4"	1 5/8"	1"	1 1/2"